



COMPONENT CATALOG

FIRE FEATURES...**REIMAGINED**



**2024/
2025**

From Flying to Fire... From Fire to Water...

Taming the flame, that's our passion at Fire by Design. Born with a need to create better (in every way!) fire feature systems for commercial and residential use, we founded a company to reimagine the products and applications needed to create special environments and unforgettable experiences. Discover our unique fire pits, fire bowls, tiki torches, and more.

I spent the first 20 years of my post college life flying airplanes. I began by flying fighters in the military followed by a 13-year stint as a commercial airline pilot. Though flying airplanes was fun, it felt like something was missing. As a child I loved to build and create things; however, as a pilot, I did not build or create anything. After 9/11, my career as a pilot changed drastically for the worse. I was unhappy with the job and ultimately decided it was time that I left to pursue my other passion which was to create things. Little did I know that only a few short years later, I would develop an electronic ignition system that would transform an industry. Imagine...a system that also makes fire ON water possible!

Please enjoy this brief history of our company and our team. This catalog outlines our most popular components. Questions are common, but our approach is not: We love to talk with our customers to answer questions and ensure they're ordering what they truly need and want. From pre-order to installation questions and product support, our team is here to assist. Discover why we engineer and build products enjoyed not only across the U.S., but also across the world.

Bob Roman

BOB ROMAN
PRESIDENT

our story



HAVE A SPECIAL NEED?

Custom projects are our specialty! If you envision creating a particular outdoor experience, but don't see what you need, call us. Many of our innovative product solutions and applications were created because someone had a question or idea, but no answer or solution. We thrive on being your creative resource. It begins with a call to our team.

FROM MATCH-LIT FIRE TO AUTOMATED FIRE...

In the early days of building fire pits and fireplaces, all the features were lit by hand. The customer would turn on the gas by way of a manually operated gas valve and then ignite the flame using a log lighter or similar device. One day an owner of a local bar contacted Bob asking about installing a fire feature on top of the sign in front of his bar. He wanted to be able to turn the fire on by way of a remote control and/or a timer. Not the type to ever say "No," Bob began researching the different options for controlling fire by way of a remote control. This led to his introduction to electronic ignition systems which are commonly found in furnaces, hot water heaters and boilers.

His first attempt at automating this fire feature involved using a gas valve and a controller typically found inside a furnace. This makeshift system operated flawlessly inside his shop; however, when installed on top of the sign, it behaved erratically, and on windy days it would not operate at all. Simply put the system was not designed for outdoor use. Troubleshooting that installation led Bob to the idea of developing a system that was truly designed "For Outdoor Use."

THE ALL WEATHER ELECTRONIC IGNITION SYSTEM BECOMES A REALITY...

In Fall 2009, Bob met with a local engineer adept at designing circuit boards and writing the code for the boards. Eight months later after a considerable investment in time, money, and effort, the All Weather Electronic Ignition System (AWEIS) was born. Though the original AWEIS was an excellent system, we have continued to refine and improve it. We are proud to say the AWEIS is considered the "Gold Standard" when compared to other systems on the market today and we remain committed to ongoing improvements to maximize customer satisfaction.

**"Setting industry standards in equipment quality and design.
Customer satisfaction beyond expectations."**

*-Andy Kalnasy
Owner/Operator | Q4U Outdoorz*

table of contents

MESSAGE FROM BOB	2	MANIFOLDS	14
OUR STORY	3	FLAT BURNER PANS	15
TABLE OF CONTENTS	4	DROP-IN BURNER PANS	16
TESTIMONIAL	5	FIRE PITS / FIRE BOWLS / FIRE & WATER BOWLS	17-20
AWEIS & BATTERY SYSTEM	6-7	METAL FIRE PITS / METAL FIRE BOWLS / METAL FIRE & WATER BOWLS	21
SUBEIS	8	LAVA ROCK, FIRE GLASS & KEY VALVES	22
VULCAN FIRE MODULE	9	ELECTRICAL COMPONENTS	23
TIKIS	10-11	REMOTE/GAS COMPONENTS & SPARE PARTS	24
MARINE GRADE BURNERS	12-13	CONTACT US	25

DISCLAIMER

Fire by Design made every effort to ensure the product details and specifications within this catalog were correct at the time of printing. However, with ongoing product additions and enhancements, specifications are subject to change without notice. Please confirm any critical details/specifications for your application when you inquire or place an order with our team. Thank you.



“The outdoor fire feature industry has grown leaps and bounds over the past 10 years and in my opinion there are no better automated ignition products available. Reliable, simple to install and unmatched performance.”

-Bryan Cline
Owner | Outdoor Fire Designs



24 VAC AWEIS

Field Serviceable Commercial Grade AWEIS collection

All 24 VAC Systems Include a 24 Volt AC Transformer, Commercial Grade Pilot Burner Assembly (CGPBA) (the XHC Comes with (2) 18" CGPBA), Ignition Control Module, Heat Deflector Shield and Install Instructions. Standard Available Pilot Burner Sizes - 12"/18"/24"/30" - Extensions Available for Longer Lengths.

Model No.	Description
SCGNG / SCGLP	Field Serviceable AWEIS Standard Capacity with 12" CGPBA / Natural Gas or Liquid Propane. (Inlet Size: 1/2" FIP; Outlet Size: 1/2" FIP) 290K BTU. Control Box Dimensions: 4 1/2" x 5" x 4 1/2" (W x L x H)
HCGNG / HCGLP	Field Serviceable AWEIS High Capacity with 18" CGPBA / Natural Gas or Liquid Propane. (Inlet Size: 3/4" FIP; Outlet Size: 3/4" FIP) 510K BTU. Control Box Dimensions: 4 1/2" x 5 1/4" x 5 1/2" (W x L x H)
XHCNG / XHCLP	Field Serviceable AWEIS Extra High Capacity with (2) 18" CGPBA Configuration / Natural Gas or Liquid Propane. Includes 75VA / 24 Volt AC Transformer. (Inlet Size: 1" FIP; Outlet Size: 1" FIP) - 1.1 Million BTU. Control Box Dimensions: 7 9/16" x 7 7/16" x 8" (W x L x H)



30 VDC AWEIS

All 30 VDC Systems Include a Commercial Grade Pilot Burner Assembly (CGPBA) (the XHC Model Comes with (2) 18" CGPBA), Ignition Control Module, Heat Deflector Shield and Install Instructions. Standard Available Pilot Burner Sizes - 12"/18"/24"/30" - Extensions Available for Longer Lengths. FOR USE ON FIRE FEATURES WITHIN 5' OF A SWIMMING POOL.

Model No.	Description
SCGNG30 / SCGLP30	Field Serviceable 30 VDC AWEIS Standard Capacity Commercial Grade with 12" CGPBA / Natural Gas or Liquid Propane. (Inlet Size: 1/2" FIP; Outlet Size: 1/2" FIP) DOES NOT Include Power Supply - Sold Separately - 290K BTU. Control Box Dimensions: 4 1/2" x 5" x 4 1/2" (W x L x H)
HCGNG30 / HCGLP30	Field Serviceable 30 VDC AWEIS Commercial Grade High Capacity with 18" CGPBA / Natural Gas or Liquid Propane. (Inlet Size: 3/4" FIP; Outlet Size: 3/4" FIP) DOES NOT Include Power Supply - Sold Separately - 510K BTU. Control Box Dimensions: 4 1/2" x 5 1/4" x 5 1/2" (W x L x H)
XHCNG30 / XHCLP30	Note: The XHC AWEIS is NOT offered in a 30 VDC Version



FIELD SERVICEABLE STANDARD CAPACITY



FIELD SERVICEABLE HIGH CAPACITY



XTRA HIGH CAPACITY AWEIS

Field Serviceable

Battery Powered All Weather Electronic Ignition System (BPAWEIS)

The Battery Powered Electronic Ignition System was developed for use in portable Fire Pits and Fire Tables. With this system and a portable LP gas tank, you no longer need to invest in expensive gas lines and electrical wiring. After installed, a simple flip of a switch and your fire feature will ignite itself, monitor the flame and relight itself if ever the flame goes out.

The Battery Powered Electronic Ignition System includes the following:

- | Ignition Control Box
- | Pilot Burner Assembly (Spark Ignition)
- | Waterproof Battery Pack (3 AA Batteries)
- | Rocker Switch
- | LED Indicator Light
- | Face Plate (Rocker Switch, LED and Key Valve mounted to Face Plate)



submersible electronic ignition system

(SUBEIS)

The Submersible Electronic Ignition System (SUBEIS) is the first-ever electronic ignition system designed for use with fire features that are submerged in the water.



Combined with a submersible manifold, this creates fire literally ON the water.

24 VAC SUBEIS

All 24 VAC Systems Include a 24 Volt AC Transformer, Fire on Water Pilot Burner Assembly (FOWPBA), Ignition Control Module and Install Instructions. Available in Natural Gas or Liquid Propane.

Model No.	Description
SSC-FS	SUBEIS Standard Capacity Commercial Grade (Inlet Size: 1/2" FIP; Outlet Size: 1/2" FIP)
SHC-FS	SUBEIS High Capacity Commercial Grade (Inlet Size: 3/4" FIP; Outlet Size: 3/4" FIP)



30 VDC SUBEIS

All 30 VDC Systems Include a Fire on Water Pilot Burner Assembly, Ignition Control Module and Install Instructions. Available in Natural Gas or Liquid Propane. 30 VDC Power Supply Sold Separately.

Model No.	Description
SSC30-FS	30 VDC SUBEIS Standard Capacity Commercial Grade (Inlet Size: 1/2" FIP; Outlet Size: 1/2" FIP) DOES NOT Include Power Supply - Sold Separately
SHC30-FS	30 VDC SUBEIS High Capacity Commercial Grade (Inlet Size: 3/4" FIP; Outlet Size: 3/4" FIP) DOES NOT Include Power Supply - Sold Separately



vulcan fire module (VFM)



All 24 VAC Systems Include a 24 Volt AC Transformer and Install Instructions.
(Standard Inlet Size: 1/2" FIP / Other Inlet Sizes Available) - 25K BTU.

Model No.	Description
VFMBNG / VFMBLP	Vulcan Fire Module with Burst Feature / Natural Gas or Liquid Propane
VFMNG / VFMLP	Original Vulcan Fire Module / Natural Gas or Liquid Propane



VULCAN BURST



ORIGINAL VULCAN LP



ORIGINAL VULCAN NG

tikis

24 Volt Systems come with 24 VAC Transformers. The Power Supplies for 30 VDC System are sold separately.



CONE SERIES

24 VAC or 30 VDC – Available in Natural Gas or Liquid Propane – 25K BTU.

Model No.	Description
BCATT	Black Cone Automated Tiki Torch
CCATT	Copper Cone Automated Tiki Torch
FSTATT	Fin Style Automated Tiki Torch



BLACK CONE



COPPER CONE



FIN

APC POLE



DECK MOUNT

GROUND BURIAL POLE

Tiki torch pole & deck mount available.



CAST ALUMINUM SERIES

24 VAC or 30 VDC – Available in Natural Gas or Liquid Propane – 25K BTU.

Model No.	Description
GATT	Gulf Automated Tiki Torch
MATT	Malumai Automated Tiki Torch
TATT	Tulip Automated Tiki Torch



GULF



MALUMAI




TULIP



BLACK CONE



COPPER CONE



FIN



MALUMAI



**MALAMA
SERIES**

24 VAC or 30 VDC - Available in Natural Gas and Liquid Propane - 25K BTU.

Model No.	Description
BOPATT	Bird of Paradise Automated Tiki Torch
BATT	Bamboo Automated Tiki Torch
PATT	Plumeria Automated Tiki Torch

**"I WOULDN'T CARRY
ELECTRONIC SYSTEMS AT ALL
IF IT WEREN'T FOR BOB ROMAN
AND THE TEAM AT FIRE BY
DESIGN AND THE HIGH QUALITY
PRODUCTS THEY PRODUCE!"**

*-ELENA COLOMBO
President | FIRE FEATURES*



| BIRD OF PARADISE

| PLUMERIA

| BAMBOO

marine grade burners

- Rust Proof
- Lifetime Warranty
- Made In Our Factory



LINEAR

Configured for Natural Gas or Liquid Propane -
Includes NG Orifice or LP Air Mixer
Depending on Gas Type.

Model No.	T-Burner
SL12	12" - 1/2" Gas Inlet / 20K BTU
SL16	16" - 1/2" Gas Inlet / 22K BTU
SL18	18" - 1/2" Gas Inlet / 30K BTU
SL24	24" - 1/2" Gas Inlet / 40K BTU
SL30	30" - 1/2" Gas Inlet / 50K BTU
SL36	36" - 1/2" Gas Inlet / 60K BTU
SL48	48" - 1/2" Gas Inlet / 80K BTU
SL60	60" - 1/2" Gas Inlet / 100K BTU
SL72	72" - 1/2" Gas Inlet / 120K BTU
SL84	84" - 1/2" Gas Inlet / 140K BTU
SL96	96" - 1/2" Gas Inlet / 160K BTU
SL108	108" - 3/4" Gas Inlet / 180K BTU
SL120	120" - 3/4" Gas Inlet / 200K BTU



H-BURNER x 4"

Configured for Natural Gas or Liquid Propane -
Includes NG Orifice or LP Air Mixer
Depending on Gas Type.


Model No.	H-Burner x 4"
RHB124	12" X 4" - 1/2" Gas Inlet / 40K BTU
RHB184	18" X 4" - 1/2" Gas Inlet / 60K BTU
RHB244	24" X 4" - 1/2" Gas Inlet / 80K BTU
RHB304	30" X 4" - 1/2" Gas Inlet / 100K BTU
RHB364	36" X 4" - 1/2" Gas Inlet / 120K BTU
RHB484	48" X 4" - 1/2" Gas Inlet / 160K BTU
RHB604	60" X 4" - 1/2" Gas Inlet / 200K BTU
RHB724	72" X 4" - 3/4" Gas Inlet / 240K BTU
RHB844	84" X 4" - 3/4" Gas Inlet / 280K BTU
RHB964	96" X 4" - 3/4" Gas Inlet / 320K BTU



SPIRAL

Configured for Natural Gas or Liquid Propane - Includes NG Orifice or LP Air Mixer Depending on Gas Type.

Model No.	Spiral
SB6	6" / 25K BTU
SB12	12" / 100K BTU
SB18	18" / 120K BTU
SB24	24" / 180K BTU
SB30	30" / 260K BTU
SB36	36" / 290K BTU



SPIRAL



LINEAR



H-BURNER x 4"



H-BURNER x 6"

Configured for Natural Gas or Liquid Propane – Includes NG Orifice or LP Air Mixer Depending on Gas Type.

Model No.	H-Burner x 6"
RHB186	18" X 6" – 1/2" Gas Inlet / 80K BTU
RHB246	24" X 6" – 1/2" Gas Inlet / 100K BTU
RHB306	30" X 6" – 1/2" Gas Inlet / 120K BTU
RHB366	36" X 6" – 1/2" Gas Inlet / 140K BTU
RHB486	48" X 6" – 1/2" Gas Inlet / 180K BTU
RHB606	60" X 6" – 1/2" Gas Inlet / 200K BTU
RHB726	72" X 6" – 3/4" Gas Inlet / 240K BTU
RHB846	84" X 6" – 3/4" Gas Inlet / 280K BTU
RHB966	96" X 6" – 3/4" Gas Inlet / 320K BTU



FIGURE-EIGHT SQUARE

Configured for Natural Gas or Liquid Propane – Includes NG Orifice or LP Air Mixer Depending on Gas Type.

Model No.	Figure-Eight Square Burner
F8SQ6	6" – 1/2" Gas Inlet / 50K BTU
F8SQ12	12" – 1/2" Gas Inlet / 100K BTU
F8SQ18	18" – 1/2" Gas Inlet / 150K BTU
F8SQ24	24" – 1/2" Gas Inlet / 200K BTU
F8SQ30	30" – 3/4" Gas Inlet / 250K BTU
F8SQ36	36" – 3/4" Gas Inlet / 300K BTU



FIGURE-EIGHT RECTANGLE

Configured for Natural Gas or Liquid Propane – Includes NG Orifice or LP Air Mixer Depending on Gas Type.

Model No.	Figure-Eight Rectangle Burner
F8RB126	12" X 6" – 60K BTU
F8RB128	12" X 8" – 67K BTU
F8RB188	18" X 8" – 87K BTU
F8RB189	18" X 9" – 90K BTU
F8RB248	24" X 8" – 108K BTU
F8RB2412	24" X 12" – 120K BTU
F8RB308	30" X 8" – 120K BTU
F8RB368	36" X 8" – 148K BTU
F8RB488	48" X 8" – 187K BTU



H-BURNER x 6"



FIGURE-EIGHT SQUARE




FIGURE-EIGHT RECTANGLE

manifolds



1/4 PSI-MANIFOLD

1/4 PSI Fire on Water Submersible Manifolds

Linear "T" Manifolds

SML18
SML24
SML30
SML36
SML48

Linear "H" Manifolds

SMH12 (12"x6")
SMH18 (18"x6")
SMH24 (24"x6")

Ring Manifolds

SMR9
SMR10
SMR12
SMR15



1/2 PSI-MANIFOLD

1/2 PSI Fire on Water Submersible Manifolds

Linear "T" Manifolds

SML60
SML72

Linear "H" Manifolds

SMH30 (30"x6")
SMH36 (36"x6")
SMH48 (48"x6")
SMH60 (60"x6")
SMH72 (72"x6")

Hoop-Style Manifolds

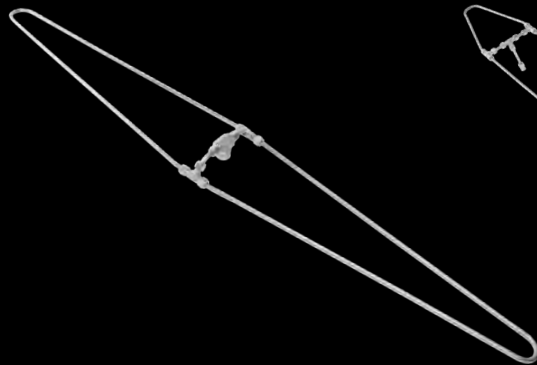
SMSF18
SMSF24
SMSF30
SMSF36

Double Ring Manifolds

SMDR18 (18" Dia. with 9" Dia.)
SMDR24 (24" Dia. with 12" Dia.)
SMDR30 (30" Dia. with 15" Dia.)
SMDR36 (36" Dia. with 18" Dia.)

Center Feed Ring - Crossing Center

SMCLF18
SMCLF24
SMCLF36
SMCLF48




LINEAR H



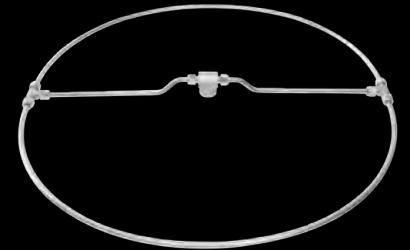
LINEAR H WITH SUPPORT LEGS




LINEAR T




HOOP STYLE



CENTER FEED




DOUBLE RING




RING

flat burner pans


All flat burner pans include access panels and opening for pilot burner.



ROUND BURNER PAN



SQUARE BURNER PAN



RECTANGLE FLAT PAN




Model No.	Round Pan
RFBP18	18" Dia.
RFBP24	24" Dia.
RFBP30	30" Dia.
RFBP36	36" Dia.
RFBP48	48" Dia.

Model No.	Square Pan
SQFBP18	18" Square
SQFBP24	24" Square
SQFBP30	30" Square
SQFBP36	36" Square
SQFBP48	48" Square

Model No.	Rectangle x12 Pan
RTFBP2412	24" X 12"
RTFBP3612	36" X 12"
RTFBP4812	48" X 12"
RTFBP6012	60" X 12"
RTFBP7212	72" X 12"
RTFBP8412	84" X 12"
RTFBP9612	96" X 12"

Model No.	Rectangle x 6 Pan
RTFBP246	24" X 6"
RTFBP366	36" X 6"
RTFBP486	48" X 6"
RTFBP606	60" X 6"
RTFBP726	72" X 6"
RTFBP846	84" X 6"
RTFBP966	96" X 6"



drop-in burner pans


All drop-in burner pans include access panels and opening for pilot burner.



ROUND BURNER PAN



SQUARE BURNER PAN



RECTANGLE BURNER PAN



ROUND



SQUARE



RECTANGLE

ROUND		SQUARE		RECTANGLE	
Model No.	Round Pan	Model No.	Square Pan	Model No.	Rectangle x 12 Pan
RDIBP18	18" (20" OD)	SQDIBP18	18" (20" OD)	RTDIBP2412	24" x 12" (26" x 14" OD)
RDIBP24	24" (26" OD)	SQDIBP24	24" (26" OD)	RTDIBP3612	36" x 12" (38" x 14" OD)
RDIBP30	30" (32" OD)	SQDIBP30	30" (32" OD)	RTDIBP4812	48" x 12" (50" x 14" OD)
RDIBP36	36" (38" OD)	SQDIBP36	36" (38" OD)	RTDIBP6012	60" x 12" (62" x 14" OD)
RDIBP48	48" (50" OD)	SQDIBP48	48" (50" OD)	RTDIBP7212	72" x 12" (74" x 14" OD)
				RTDIBP8412	84" x 12" (86" x 14" OD)
				RTDIBP9612	96" x 12" (98" x 14" OD)



fire pits

All products on this page are made from Glass Fiber Reinforced Concrete (GFRC).



Legacy Round Fire Table

Available Sizes

42" x 18" | 48" x 20"



Manhattan Cylinder

Available Sizes

42" x 18" | 56" x 16" | 66" x 18"



Geo Round Fire Table

Available Sizes

48" x 15" | 60" x 19"

Midway Low

Available Sizes


72" x 13" | 84" x 13"



Manhattan Rectangle

Available Sizes

55" x 30" | 56" x 15" | 68" x 15" | 78" x 20"



Please email Sales@firebydesign.com for complete bowl collection and GFRC color options.

fire bowls / fire & water bowls

All products on these pages are made from Glass Fiber Reinforced Concrete (GFRC).



Geo Round Fire Water Bowl

Available Sizes

31" x 10" | 36" x 11" | 48" x 15" | 60" x 19"



Legacy Square Fire Bowl

Available Sizes

30" x 12" | 36" x 15" | 42" x 18"



Geo Square Fire Bowl

Available Sizes

24" x 8" | 30" x 10" | 36" x 12" | 42" x 17"



Legacy Round Fire Bowl

Available Sizes


30" x 12" | 36" x 15" | 42" x 18" | 48" x 20"



Legacy Square Fire Water Vase

Available Sizes

30" x 24"



fire pits / fire bowls / fire & water bowls

All products on this page can be made from either **Concrete** or **Glass Fiber Reinforced Concrete (GFRC)**. **GFRC Bowl Colors** are shown on the **High Heat Color Pallet (Smooth or Textured Finish)** page of the complete bowl collection PDF. **Concrete Bowl Colors** are shown on the **Integral Colors (Smooth or Sandblasted Finish)** page of the complete bowl collection PDF.



Oblique Fire Pit - Rectangular

Available Sizes

60"L x 30"W x 18"H

Color Shown: Coal - Smooth Finish



Oblique Scupper Fire & Water Bowl

Available Sizes

24" x 7" | 30" x 8" | 36" x 10" | 42" x 11"

Color Shown: Ivory - Textured Finish



Oblique Fire Pit - Round

Available Sizes

48"L x 20"W x 18"H

Color Shown: Bone - Textured Finish



**Fire Table/GFRC Round
Oblique Fire Bowl**

Available Sizes

24" x 7" | 30" x 8" | 36" x 10"

Color Shown: Raven - Textured Finish



Round Fire Pit

Available Sizes

42" x 18" | 48" x 20"

Color Shown: Raven - Textured Finish



Please email Sales@firebydesign.com for complete bowl collection along with Concrete and GFRC color options.

fire pits / fire bowls / fire & water bowls (cont.)



All products on these pages are made from Glass Fiber Reinforced Concrete (GFRC).

GFRC Bowl Colors are offered in either Smooth or Timber Textured Finish.

All bowls below are available in 3 styles: Fire, Fire and Water, & Fire on Water.



Round Zen Bowl

Available Sizes

32" x 10.5" | 37.5" x 13.5" | 60" x 18"



Round Wok Fire Bowl

Available Sizes

38.75" x 14"



Round Cube Fire Pit

Available Sizes

36" x 17" | 42" x 17"



Round Vessel Bowl

Available Sizes


32" x 14.5" / 39" x 17" / 50" x 24"



Linear Fire Pit

Available Sizes

37"L x 24"W x 17"H | 96"L x 24"W x 17"H



metal fire pits / metal fire bowls /

metal fire & water bowls

All products on this page are available in either **Stainless Steel**, **Black Powder Coated Aluminum**, or **Copper**. All bowls are offered with a **Brushed**, **Smooth** or **Hammered Texture/Raw** or **Oil Rubbed Finish** and **Gloss**, **Satin** or **Matte**. All bowls below are available in 3 styles: **Fire**, **Fire and Water**, & **Fire on Water**.



Aluminum Bowl with Spillway
Black Powder Coated

Available Sizes

24" x 10" | 30" x 10"



Copper Bowl with Hammered
Oil Rubbed Finish & Clear Coat


Available Sizes

24" x 10" | 30" x 10"



Stainless Steel Bowl with Spillway
Polished Hammered Finish

Available Sizes



Copper Bowl with Oil Rubbed Brushed
Finish with Spillway

Available Sizes

24" x 10" | 30" x 10"



Copper Pit with Brushed
Finish & Clear Coat

Available Sizes

24" x 10" | 30" x 10"

lava rock & fire glass

lava rock



LAVA ROCK | BLAVA



ROLLED LAVA STONE | RLAVAS

BLAVA
Black Lava Rock / 1" to 3" in diameter
Sold in 0.5 cubic feet bags

RLAVAS
Rolled Lava Stone / Small: 1" to 2" in diameter
Sold in 2.0 cubic feet bags

classic collection



AZURIA FIRE GLASS



BLACK FIRE GLASS



BRONZE FIRE GLASS



CLEAR FIRE GLASS



COBALT FIRE GLASS



COPPER FIRE GLASS



GRAY FIRE GLASS



PACIFIC BLUE FIRE GLASS



STARFIRE FIRE GLASS

fire glass 2.0



BLACK LUSTER FIRE GLASS



BRONZE LUSTER FIRE GLASS



COPPER LUSTER FIRE GLASS




PACIFIC BLUE LUSTER FIRE GLASS



STARFIRE LUSTER FIRE GLASS

premium fire glass



AZURIA REFLECTIVE FIRE GLASS



BALI REFLECTIVE FIRE GLASS



BLACK GOLD REFLECTIVE FIRE GLASS



BLACK REFLECTIVE FIRE GLASS



BORA BORA REFLECTIVE FIRE GLASS



BRONZE REFLECTIVE FIRE GLASS



COBALT REFLECTIVE FIRE GLASS



COPPER REFLECTIVE FIRE GLASS



EVERGREEN REFLECTIVE FIRE GLASS



GOLD REFLECTIVE FIRE GLASS



GRAY REFLECTIVE FIRE GLASS



LAS VEGAS REFLECTIVE FIRE GLASS



MAUI BREEZE REFLECTIVE FIRE GLASS



PACIFIC BLUE REFLECTIVE



STARFIRE REFLECTIVE FIRE GLASS



YOSEMITE REFLECTIVE FIRE GLASS



ZION REFLECTIVE FIRE GLASS

electrical components



ELECTRICAL

Electrical Components

Model No.	Description
EMER	Emergency Shutoff Mounted in Exterior Grade Single Gang Box with Bubble Cover
MTMER	Mechanical Wind Up Timer Mounted in Exterior Grade Single Gang Box with Bubble Cover
KEYSW	Keyed Switch Mounted in Exterior Grade Single Gang Box with Bubble Cover
ONSW	On/Off Switch for Junction Box
50VAPLGIN	50 VA / 24 VAC Transformer / Plug In Style
50VA	50 VA / 24 VAC Transformer
75VA	75 VA / 24 VAC Transformer
100VA	100 VA / 24 VAC Transformer
PS-30V185	185 Watt / 30 VDC Power Supply
PS-30V320	320 Watt / 30 VDC Power Supply

CGPBA EXTENSIONS



HOT SURFACE IGNITER



THERMOPILE



EMER SHUT OFF



KEY SWITCH



ON/OFF SWITCH



TIMER



24V 50VA TRANSFORMER



30 VDC POWER SUPPLY

remote/gas components & spare parts



RC KIT WITH 1 ZONE

remote controls

- Wifi (Alexa/Google)
- Bluetooth
- 2 zone / 3 way
- 4 zone



WHISTLE FREE GAS LINE



COMMERCIAL GRADE PILOT BURNER GAS LINES




FIRE ON WATER PILOT BURNER SPLASH GUARD



MAIN BURNER ORIFICE



PILOT BURNER ORIFICE



FIELD SERVICEABLE PILOT BURNER ASSEMBLY



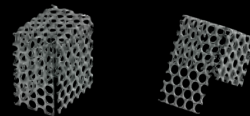
HEAT SHIELD



ORIGINAL PILOT BURNER ASSEMBLY



COMMERCIAL GRADE PILOT BURNER ASSEMBLY



OLD/NEW PBA CAGE



TIKI/SUBEIS WIND CAGE



TIKI/SUBEIS PILOT BURNER TIPS

contact us



FIRE BY DESIGN

3255 PEPPER LANE, SUITE 103
LAS VEGAS, NV 89120

OFFICE HOURS:

M-T 8 AM - 3:30 PM (PST)
F 8 AM - 2:30 PM (PST)

EMAIL:

SALES@FIREBYDESIGN.COM

TELEPHONE:

1.877.807.8923 (TOLL FREE)

FAX:

702.269.6239

Fire  [®]
by
Design

